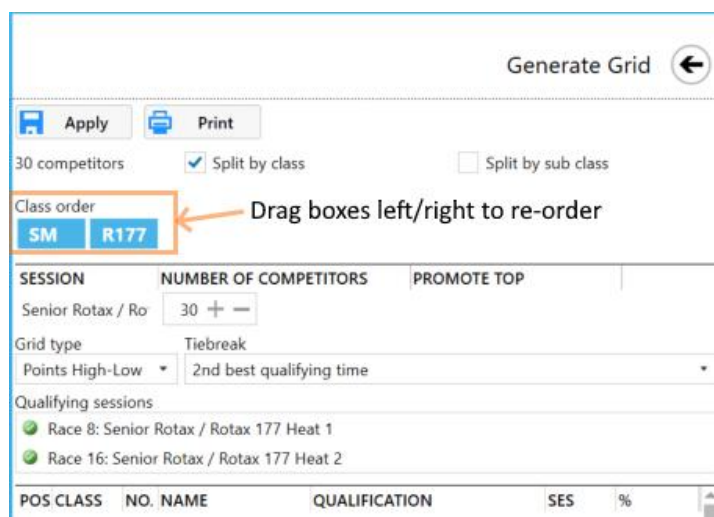


Release 3.2.25203.1458

Allow class order to be adjusted when generating a grid for a session with split classes

We have added the ability to change the class order when generating a grid for a session with multiple separate classes. Boxes will appear for each class, which can be dragged left and right to set the order (the first class on the grid being the left most box)



Generate Grid

Apply Print

30 competitors ☒ Split by class ☐ Split by sub class

Class order

SM R177

Drag boxes left/right to re-order

SESSION	NUMBER OF COMPETITORS	PROMOTE TOP
Senior Rotax / Ro	30 + -	

Grid type Tiebreak

Points High-Low 2nd best qualifying time

Qualifying sessions

- Race 8: Senior Rotax / Rotax 177 Heat 1
- Race 16: Senior Rotax / Rotax 177 Heat 2

POS	CLASS	NO.	NAME	QUALIFICATION	SES	%
-----	-------	-----	------	---------------	-----	---

Fixes

- Fix issue where a driver was not removed from a session when their booking was rescheduled or cancelled
- Fixed an issue when using first loop passing kart assignment, when a competitor was removed from the session the kart was incorrectly assigned to them and not the next driver down on the grid.
- Fixed an issue with best qualifying time and second best qualifying time tiebreaks, where the lap time was used for drivers who were disqualified / excluded from the session.

Release 3.2.25184.1431

FIA IKR file export

If your series is taking part in the FIA IKR ranking, then you can now save the files needed to upload to their portal. The export appears in the exports section of the event details screen. A csv file and the result PDF will be saved to an FIA Files directory inside the Alpha timing folder in Documents.

New TV Playlist eflag type

If you are using a TV playlist to display eflag messages, you can now select the TV Playlist eflag type, which will automatically configure the system to work correctly in this mode.

eFlag

Startup mode

Automatic

Enabled

Model

TV Playlist

☒ Auto last lap

☒ Override warnings, black flags etc.

☒ Auto chequered flag


☒ Override warnings, black flags etc.

☐ Auto false start

☒ Show clock when idle

New CIK style start lights

We have added new CIK style start lights to the eflag. When enabled there are two buttons, one to show the start lights (8 red and 2 grey) or the start abort lights (8 red and 2 flashing amber)



Fixes

- Incorrect start time shown when importing a club event.
- Lap times over 1 minute were truncated on the lap records screen

Release 3.2.25160.1401

New merge tiebreaks

We have added two new merge tiebreaks:

- Second best lap time
- Third best lap time

New option for scores rounds in a championship table.

We have added a new option for dropping scores. Previously you could either drop individual scores or whole rounds, but not you can drop:

- **Whole rounds** – all scores for a round must be counted or dropped together, with the round(s) with the lowest total score being dropped
- **Race type total** – all scores of the same type for a round must be counted or dropped together, so for example all heats from the round with the lowest total heat score will be dropped and so on.
- **Individual races** – scores will be considered individually with the lowest score(s) of each type being dropped.

Second and third best lap times are now shown on the result screen if session uses them as tiebreaks.

If a session has the second or third best lap times as tiebreaks, then these times will be shown on the result screen to enable the timekeeper to more easily verify the positions.

New Eflag messages

We have added the following flags to the eflag:

- Static red flag

- Static blue flag
- Static green flag
- Static white flag
- Flashing white flag
- Clear Grid message
- Slow message

We have also added the following driver notification messages

- Tx Fail – to indicate to a competitor that their transponder is not working and they may not be scored
- 3 second penalty
- 5 second penalty

You can enable these new flags and messages by going to settings -> displays in the timing application and ticking the relevant selections.

New Eflag playlist configuration options

We have made some improvements to the TV playlist eflag:

- There is now an option (Use full screen width when no driver message) to make the clock, start lights and chequered flag fill the screen when no driver notifications are being displayed
- You can now set the clock colour directly from the playlist

Fixes

- Ensure that on a merge, drivers with no time are placed behind drivers that have set a time when using a best lap time tiebreak.
- When a merge is created from other merges, previously the best qualifying time tiebreak did not work correctly. This has now been fixed and the competitor's qualifying time will be correctly calculated.
- Fixed issue editing the Third party ID on a competitor
- Fixed issue with Third Party ID not being updated when resyncing competitors.

Release 3.2.25106.1757

New sessions best lap times report.

A new report has been added to allow you to view the best three and average lap times for each competitor in a session.

Teams, engines and chasses added to competitor resync

When resyncing competitors, the team, chassis and engine information is now also synchronised.

It is now possible to use the Grand Prix module for championship events

We have added the ability select a championship and associated points when creating a grand prix event.

Add option to put non started at back of merge results

When producing a merge result, when the drivers are merged based on their finishing position, there is now an option to put non-starters at the back rather than in-place based on their overall position in their session.

Add option to assign groups based on championship position

We have added a new option to allow assigning competitors into groups when importing an event based on their championship position, so if you have three groups, the highest placed driver in the championship would go in group 1, the second highest placed driver in group 2, the third placed driver in group 3, the forth placed driver in group 1 and so on.

Add the ability to set the tiebreak for a qualifying session result

It is now possible to define the tiebreak calculation for a qualifying session result. Currently the options are:

- When best lap time set
- Second best lap time.

Please let us know if you need other options.

Fixes

- Fixed missing clear grid option when session was set to auto assign unknown transponders
- Fixed issue where a merge could not be edited if the primary tiebreak had been removed.

Release 3.2.25017.1055

Fixes

- Fixed issue where it was not always possible to add a competitor manually to an event.

Release 3.2.25008.1008

Show error message for single line display

When configuring a single line display, we now show more detailed error information to help to diagnose connection issues

EFlag TV playlist improvements

We added some extra settings to the Eflag tv playlist item settings:

- You can now choose the font used to display the running time
- You can choose the left/right split percentage for double width displays.
- You can choose whether the time is shown on the left and notifications on the right, or if the notifications are on the left and the time on the right
- You can choose whether the time is show on the top, middle or bottom of the screen

Improvements to assign karts page

We have made some improvements to the assign karts page to make it clearer which clock start mode it being used, and to allow the operator to manually start the clock if manual or first passing modes are being used. When the session has finished you also now get the option to complete the event and send emails.

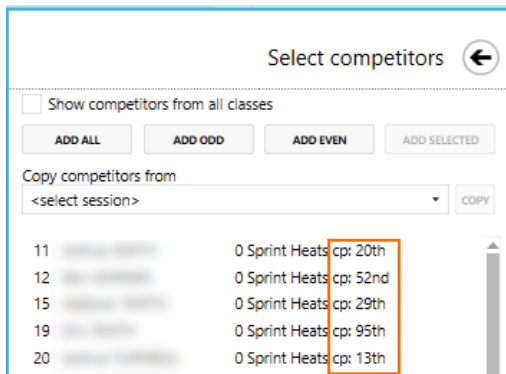
Note: It is important that this is always clicked for the last session of the day, or before a break.


Clear selected notification each time a notification is added

We have made a small change to the notifications panel in the timing application, so that now when a notification is added the selected notification is cleared. This will reduce the incidents of the incorrect notification being displayed.

Championship position is now shown on the select competitors panel.


We have added the championship position to the information shown on the select competitors panel. This will make it easier to create grids based on the driver's current championship positions.



Select competitors 

☐ Show competitors from all classes

ADD ALL ADD ODD ADD EVEN ADD SELECTED

Copy competitors from
<select session>  COPY

11	0 Sprint Heats cpr: 20th
12	0 Sprint Heats cpr: 52nd
15	0 Sprint Heats cpr: 29th
19	0 Sprint Heats cpr: 95th
20	0 Sprint Heats cpr: 13th

Fixes

- Fixed incorrect remaining service hours when item was serviced at zero hours.
- Fixed inconsistent application of championship penalty points
- All kart history is now shown on the kart screen in the garage module
- Fixed issue of scores calculated from a merge result missing from the excel championship export
- Fixed the ordering of karts, so the kart types are now ordered based on the lowest numbered kart in that kart type.
- Fixed sorting (clicking the column headers) on the competitors screen
- Fixed the default sorting of competitors – the sort is now by number then name.
- Fixed issue where if a competitor is registered (in Alpha Flow) into an event that has already been set up in the timing, and the competitors category was not in the original import, that competitor would not appear in the session(s).

Release 3.2.24275.1819

Improvements to RMonitor feed

We have made some improvements to the RMonitor feed to guarantee message order and to remove duplicate competitor info messages.

Fixes

- Fixed issue with incorrect run times in garage when in non-UK time zones

Release 3.2.24246.850

Fixes

- Fixed issue importing event when class codes in timing do not match those in the import.

Release 3.2.24237.1511

Incident management integration

We have added an integration between the incident management software and the timing software.

When a decision is added to a session, the session will be flagged with IM. The apply penalties panel will now also show any decisions for that session, with a button to automatically apply those penalties. There is also a new status indicator in the bottom left corner to show the status of the connection to the incident management software.

Please contact our support team for more information.

New Reorder grid option.

We have added a new option, Reorder grid to the tasks button for a session. This will bring up a panel where you can choose from the following options:

- Randomize – randomize the grid order
- Reverse – this will reverse the current grid order
- Championship order – this will order the grid based on current championship positions.

Release 3.2.24199.1333

Added tabs to web pages to make it easier to navigate

The admin web pages (<http://pc:8081>) have been changed to now have tabs across the top of the screen to make it easier to switch between pages.

Allow arrive and drive events to be created in the admin reception page

We have added the ability to create arrive and drive events from the timing reception web page

Release 3.2.24180.1202

New options to configure whether DNS, DNS and DSQ are included when reversing grids

We have added new options in Promoter and session settings so you can choose whether drivers who are disqualified, did not finish or did not start are included when reversing a grid.

Application signing

Our applications and installers are now signed to prevent them from being flagged by Smart screen, Windows Defender and Windows Smart App.

Fixes

- We have fixed an issue that caused the last lap to be displayed when the lead competitor crossed the line with less than 0.5 second remaining but before the elapsed time had completed.

Release 3.2.24151.1103

Eflag time text options.

We have added some new options to the eflag playlist item to allow you to control the text size and position for the time and race timer.

Fixes

- Multi-event merge not showing all competitors or showing one competitor repeatedly.
- Fix scrolling issue for multi-event merge where each event has a lot of sessions.
- The service flag has been added to the tablet eflag control page
- Fixed issue with merges unticked on upload screen still appearing on results website.

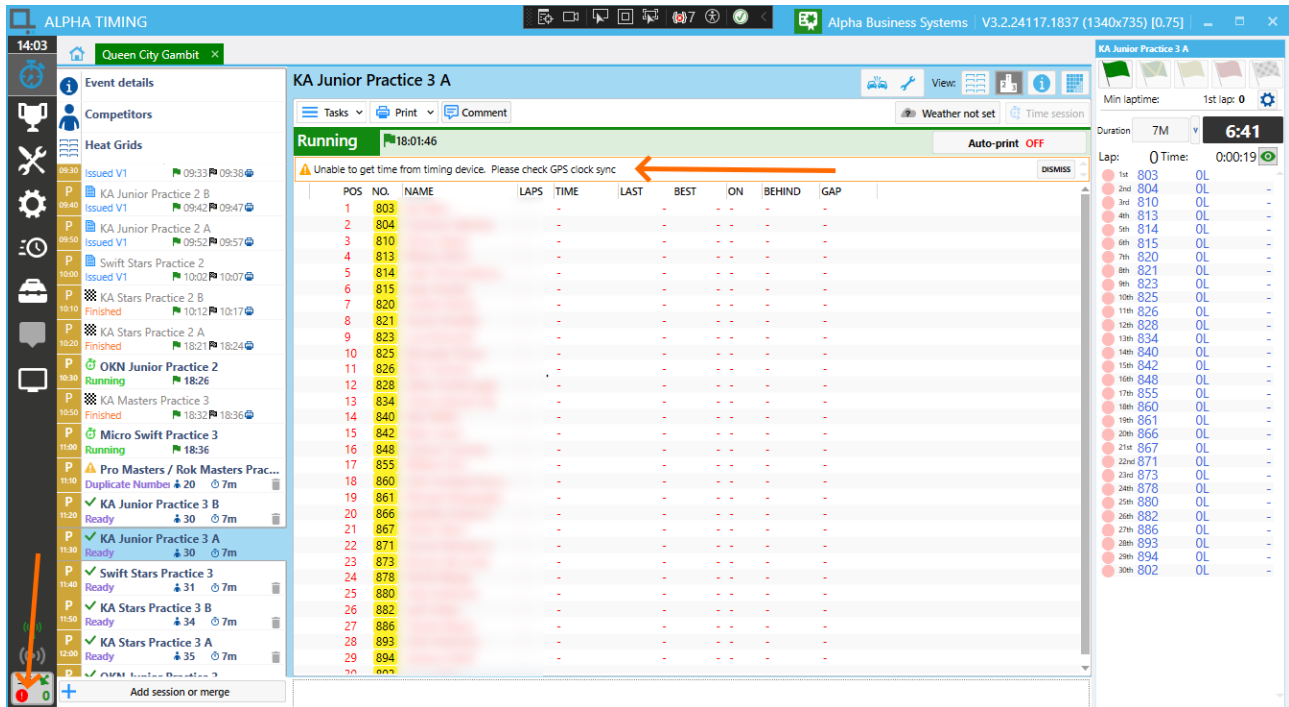
Release 3.2.24122.1556

Screen title on playlists.

It is now possible to set the screen header text for grid and result playlist items.

MyLaps X2 decoder connection improvements

When using the MyLaps X2 decoder system, it is extremely important that the clock on all decoders and the server are synchronized. If the server has been configured to use GPS synchronization and a GPS antenna is not connected or does not have a clear view of the sky to obtain a signal, some timing operations may not function correctly. We have added some extra checks in the timing to detect if the server's clock has not been synchronized to notify you of the issue and allow you to correct it. The two changes are to show a warning icon on the decoder status box, and to also show a warning at the top of the screen when you start timing a session before the clocks have been synchronized.



Update online results when grids change.

We have improved the way the results are uploaded, so that the results will be uploaded when grids are generated or regenerated.

Fixes

- Some times were not shows correctly in the local time format.
- Fixed issue printing a championship table in summary format.
- When using the Transponder map functionality, if a competitor was added whilst a session was running, and they were assigned a number they were not correctly matching up to the kart on the timing screen.
- Fixed issue with Last Lap sometimes being displayed when the leader crosses the line with a few milliseconds remaining.

Release 3.2.24093.1047

Fixes

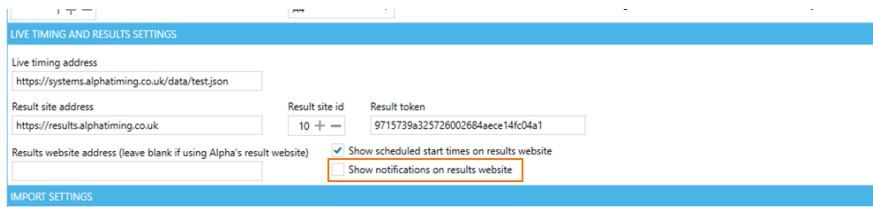
- Fix issue where sometimes a device connected to the authorized website (8081) would fail authorization.

Release 3.2.24080.1403

New option to upload notifications to results website.

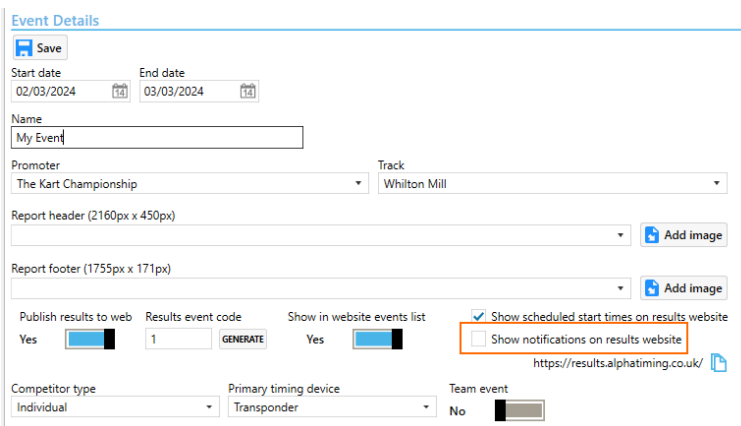
We have added a new setting on the Promoter and on an event to choose to upload any driver notifications issued during a session to the results website.

To enable this for all events, go to the Promoters tab on the settings module, select a promoter then scroll down to the Live timing and results section and tick "Show notifications on results website" and click Save.





Once this has been set, all future events will take this default value. Note: changing this setting will not update previous events.

To change the settings for an event, go to event details, update the "Show notifications on results website" setting and click Save. Next upload the results to the web to apply the changes to the online results.



The notifications will be displayed under a session's results:

Notifications			
16:58		229	Warning - Warning
16:59		215	Penalty
17:00		272	Penalty
17:03		230	Penalty

Fixes

- Fix issue with incorrect grids when small number of novices and more than a single grid of competitors.
- Fixed issue with team name changes not being reflected on competitor screen.
- Update session warnings when competitor numbers changed.
- Fixed headings on championship table when one or more rounds are calculated from a merge.
- Added missing notification messages to TV live timing playlist screen.

Option to show running time on single width TV eflag.

We have added an option to show the session running time on the TYV eflag screen when no other notifications are being shown. To enable this, go to the playlist for the eflag screen and tick "Show race time".

Improved results integration

We have made some improvements to the results site integration, including now showing the number plate colours on the results screens.

Competitor's licence number added to penalties report.

We have added the competitor's licence number to the penalties report.

Fixes

- Fixes intermittent issue merging drivers.
- Fixed issue re-syncing competitors from the Club Management system when one or more drivers had been merged since the initial import.
- Fixed issue with team merges

Release 3.2.23335.1000

Fixes

- Fixes issue printing kart list when Transponder mapping also set up in Settings module.
- Fixed issue printing merge when one or more drives have no results.
- Fixed issue with missing default value for default best lap time option.
- Fixed issue where repechage session could not be selected when grid based on average lap time.

Release 3.2.23256.1427

Championship table improvements

We have changed the "must count dropped scores" option to be more flexible. Previously only finals were checked, but we have now added the option for you to choose whether to just check finals or whether all sessions should be considered.

Save

Name
Mini Max 2023

Class
Mini Max

☐ Archived ☐ Members only
☐ Low-high points scheme ☒ Auto upload to web
☐ Must count rounds entered as non-member ☒ Show driver number

Number of rounds: 6 Season: 2023 Min entry to count: 1

We recommend that season is set to the year, unless you have more than one season per year (e.g a winter and summer season) in which case add a letter to the end of the year or use y1-y2 where y1 is the year for the first event and y2 is the year for the last event, if the season spans two years

☐ Combine round scores

Heats per round: 3 Pre-finals per round: 1 Finals per round: 1

☐ Drop whole rounds ☐ Drop individual races

Heats to drop: 3 Pre-finals to drop: 1 Finals to drop: 1

Drop scores from round: 3

☐ Split by sub class ☐ Separate novices
☐ Cannot drop 0 scores Maximum zero or missing scores to count

Must count race exclusions / disqualifications for:
☐ Only finals ☐ No sessions ☐ Any sessions ☐ Bonus Points
☐ No sessions ☐ Only finals ☐ Any sessions ☐ Bonus Points

ROUND POINTS

Allow the percentage difference in qualifying to be specified.

Currently, if running two or more qualifying sessions, you will be notified if there is more than a 101% difference between the best times in the sessions. We have now added configuration options on both the promoter and event (which will default to the promoter value but can be overridden for that event) to allow you to choose the percentage to use.

Save

Default promoter
Yes ☐

GENERAL SETTINGS

Name: Website address:
Email address: Phone number:

☐ First heat in order of entry ☐ Auto confirm results ☐ Assign race numbers to qualifying session ☐ Late entries on back of grid

Classification: All starters
Kart assignment type: None
Apply penalties based on: FinishingOrder
Place penalty mode: No restriction

Default event type: Owner-Driver
Grid report format: Full sheet
Qualifying time percentage difference threshold: 101

REPORT SETTINGS
Report header image (2160px x 450px) Report footer (image (1745px x 108px))

Event Details

Save

Start date: 12/09/2023 End date: 13/09/2023

Name:

Promoter: Track: Warden Law

Report header (2160px x 450px): **Add image**

Report footer (1755px x 171px): **Add image**

Publish results to web: No ☐ Results event code: 99 **GENERATE** Show in website events list: Yes ☐ Publish scheduled start times: Yes ☐

Ukart event id: Ukart URL: https://www.ukart.io/api/race/document/upload?tagName=ukc&eventid=

Competitor type: Individual Primary timing device: Transponder Team event: No ☐

Qualifying time percentage difference threshold: 102

Officials

Timekeeper: Clerk of the Course:

Added time applied to penalties report.

We have added a new column to the penalties report (available in the reports section of the event details screen) to show the date and time the penalty was entered into the software.

Release 3.2.23192.1547

Fixes

- Country flag for driver with unknown country code takes up too much space on result report.
- Notifications for numbers with no matching driver in session not showing when number colour mode is "For competitors with duplicate numbers in session".
- Prevent two karts having the same name in the garage module.
- If an event has been imported twice, only the first was receiving competitor updates from linked booking system,
- Auto false start not replacing start lights on eflag.
- Performance improvements.

Release 3.2.23173.734

Show grid screen as a list.

There is a new option on the grid screen playlist settings to show the grid as a list rather than side-by-side. This is useful when you line your karts up in a single line in the pit lane.

Grid settings

Paging interval (leave empty for default):

☐ Show as list

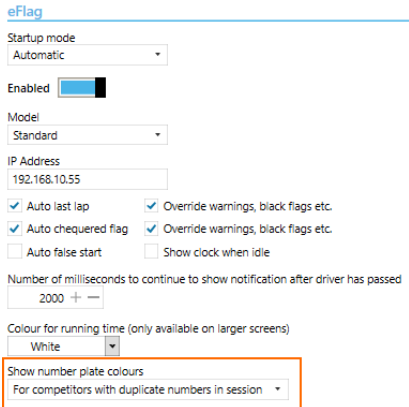
Update item **Remove**

Show disallowed laps on result sheet and website.

Any disallowed laps are now shown at the bottom of the result sheet and on the results website.

New option to choose when to show number colours on eflag.

In previous versions, number colours are only shown on the eflag when two drivers in the session have the same number. We have now added a configuration setting so you can choose when to show colours rather than just in white text on a black background.

A screenshot of the 'eFlag' configuration panel. It includes a 'Startup mode' dropdown set to 'Automatic', an 'Enabled' toggle switch, a 'Model' dropdown set to 'Standard', and an 'IP Address' field with '192.168.10.55'. There are several checkboxes for 'Auto last lap', 'Auto chequered flag', 'Auto false start', 'Override warnings, black flags etc.', and 'Show clock when idle'. A numeric input for 'Number of milliseconds to continue to show notification after driver has passed' is set to '2000'. A 'Colour for running time' dropdown is set to 'White'. A new dropdown at the bottom, 'Show number plate colours', is highlighted with an orange box and set to 'For competitors with duplicate numbers in session'.

The options are:

- Always – the numbers are always shown in the classes colour.
- For multi-class session – colours will only be used for sessions with more than one class.
- For competitors with duplicate numbers in session – retains the current behaviour of only showing the colours if another driver shares the same number in the session.

Average lap time.

We have now added the average lap time to the results screen, along with the option to generate grids using the average lap time. We have also added a setting in the advanced section of the edit sessions panel to allow you to choose how many laps are used to calculate the average. By default all laps are counted, but if you set this value you can calculate the average of, for example, the best 3 laps.

Fixes

- Kart list on timing screen is now updated when a kart is taken out or put back into service.

Release 3.2.23156.915

Allow rolling forward a lap.

During a red flag, if a result is rolled back one or more laps too far it is now possible to roll the result forward again by entering the relevant lap number.

Unmatched Photocell pasings for non-race laps no longer shown.

We now no longer show unmatched photocell passings for formation, red flag and slow down laps. This prevents many miscellaneous passings being shown when people are walking on the grid.

New option to print to an image.

A new button has been added to the print panel to allow you to save the report as an image. This is useful if you want to post the result to social media as pdf's often don't open properly in many social media apps.

Driver selection when adding penalties

When the apply penalties panel is open, you can now select a driver by clicking on them in the lower part of the screen, in addition to selecting them from the competitor dropdown.

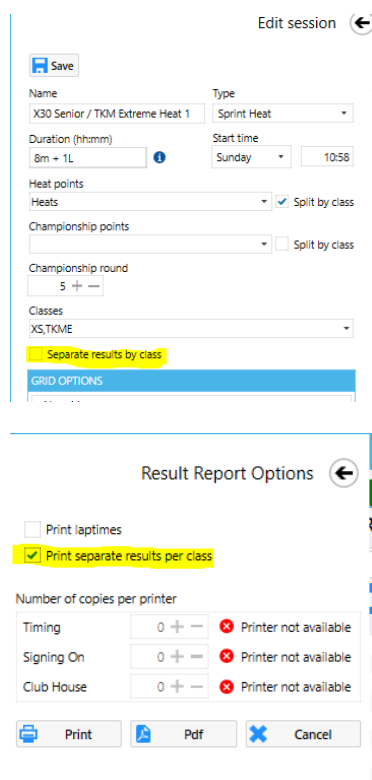
Fixes

- Red flag restart report sometimes had incorrect grid order.
- Resolved an issue where, if a driver is removed from an event, they are still included in the grid calculation, meaning that too few drivers are included in an A final.

Release 3.2.23138.1057

Separating results by class

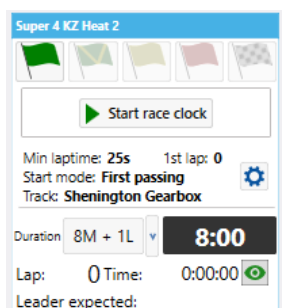
We have added options to separate results for sessions with mixed classes so that each class's result is shown separately. We have also amended the results website to show both the overall result and separate results for each class. You can set the default for a session in the session's settings page and can also choose to override the default when printing using the option on the print dialogue.



The image shows two screenshots of the software interface. The top screenshot is the 'Edit session' panel, which contains various settings for a session. The 'Name' field is 'X30 Senior / TKM Extreme Heat 1', 'Type' is 'Sprint Heat', 'Duration' is '8m + 1L', 'Start time' is 'Sunday 10:58'. There are checkboxes for 'Split by class' under 'Heat points' and 'Championship points'. The 'Championship round' is set to '5'. The 'Classes' dropdown is set to 'XS, TKME'. A yellow highlight is on the 'Separate results by class' button. The bottom screenshot is the 'Result Report Options' panel. It has checkboxes for 'Print lap times' and 'Print separate results per class' (which is checked and highlighted in yellow). Below these are three printer settings: 'Timing', 'Signing On', and 'Club House', each with a 'Number of copies per printer' field set to '0' and a red 'X' icon indicating 'Printer not available'. At the bottom are 'Print', 'Pdf', and 'Cancel' buttons.

Race options

We have added a new section to the timing panel on the right-hand side of the screen to show the settings for start mode, minimum lap time, track and start lap number before a session is started. There is also a button to allow the settings to be changed whilst the session is being timed.



New configuration to choose whether session scheduled times are shown on results website.

We have added a configuration option so you can now choose whether the session scheduled start times are shown on the results website. You can set the default in the Live timing and results section on the promoter settings screen. You can also override the setting for each event on the event details page.

Improvements to championship bonus points

We have added the ability to mark a competitor as eligible for championship bonus points. Previously all drivers who was part of the event were awarded the appropriate bonus points, but now only drivers who are eligible get the points.

Release 3.2.23115.1304

Championship penalties

We have added the ability to add penalty points to drivers on the championship table. There is a new penalties column, simply type in the number of points to be deducted from the driver's overall total, then click reload table.

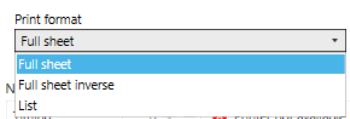
Fixes

- Fixes issue with an unmatched transponder that is used for both rental and competition karting showing as a kart rather than a tx number when running an owner driver session.
- Fixed issue with race timer being reset on first passing when clock start mode is green flag.

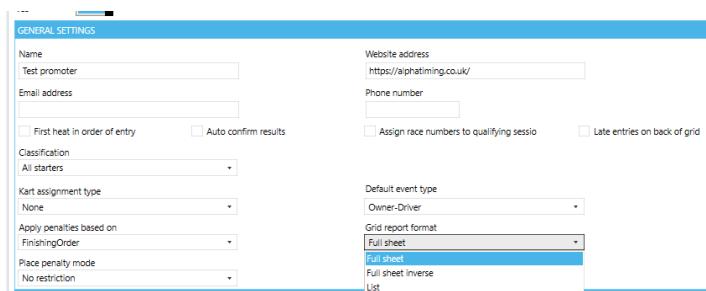
Release 3.2.23101.1323

Inverse grid sheets

We have added the option to print full page grid sheets with pole at the bottom, a format often preferred by grid marshals. When printing you will not see a third option, Full sheet inverse. Selecting this will print the grid with the inverted layout.



If required, you can choose this as the default in the general section of promoter settings.



Fixes

- Fixed issue with incorrect grid order for a session grid generated from a merge result when not using merge groups.
- Fixed issue where qualifying merges were not populated when copying a session whose grid is based on a merge result.
- Added validation to prevent duplicate class codes.

Release 3.2.23081.1010

- Fixed issue with chequered flag not showing next to drivers who have completed a practice or qualifying session.
- Officials can now be chosen on the event details screen for rental kart events if officials have been configured in promoter settings.
- Fix issue with member only points being incorrectly allocated on merge results.

Release 3.2.23073.1025

Formation analysis report

We have added a new report to help identify competitors jumping position during the formation procedure. The report has two pages showing both a line graph and a table of the competitors positions at each sector on the formation lap(s). Drivers who gain 3 or more positions are highlighted in orange (the darker the shade the more positions gained). This report can be accessed from the print button on the timing screen.

Print all notifications for an event from Event Details screen

We have added a new report in the reports section of the Event details screen to allow you to print all notifications issued for all sessions in the event.

Support for RMonitor protocol

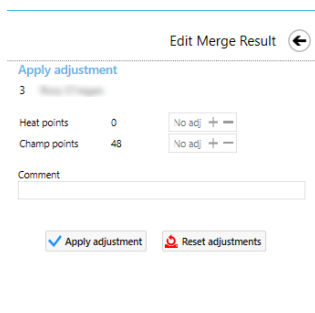
The RMonitor protocol is widely used by timing displays and other systems that need a feed of timing data, as well as the Race Monitor app. Please contact our support team if you require more information.

Paper size option in Promoter settings

We have added a new selection in the report section of the promoter settings screen to allow you to choose whether to use A4 or US Legal paper size when generating reports.

Adjust points and add comments to merge results

If championship points are being awarded from a merge (rather than directly from the session results), previously there was no way to apply point adjustment. We have now added an option to amend points and add comments to a merge result. Simply double click the competitor to adjust, type in the new points, add a comment (optional) then click Apply Adjustment



The screenshot shows a web form titled "Edit Merge Result" with a back arrow icon. Below the title is a section "Apply adjustment" with a sub-header "3". It contains two rows of input fields: "Heat points" with a value of 0 and "Champ points" with a value of 48. Each row has a "No adj" label and a set of increment/decrement buttons (+/-). Below these is a "Comment" text area. At the bottom are two buttons: "Apply adjustment" (with a checkmark icon) and "Reset adjustments" (with a trash can icon).

Garage improvements

We have made a few improvements to the garage module:

- The hours and laps a kart had completed when an item was serviced are now shown on the history.
- Daily usage has been added to the kart detail report.
- Non-race laps are now ignored when calculating running time and laps.
- Service items are now ordered by hours remaining.

Release 3.2.23009.1707

Championship table improvements

We have improved the way that championship scores based on merge results are shown (for example bonus points for best lap time). If the "Round type code" box has anything other than H, PF or F then a new column will be added to the championship table with that code as a heading. So for example if the Round type code is BL then there will be a BL column on the championship table. If H, PF or F are used then the merge will be treated as if it were a standard heat, pre-final or final session.

Edit merge

Save

Name
Bambino Best Lap Bonus

Merge based on
Best Laptime

Using
Best result

Count best (0 for all)
0

Tiebreaks
1st Best laptime
2nd <select tiebreak>
3rd

Apply to
All scores

Show breakdown
Full

Heat points

Championship points
Best Lap Bonus

Championship round
1

Round Type Code
BL

Bambino Winter Championship 22-23

Pos	SC	NAME	R1H1	R1F1	R1BL	R2H1	R2F1	R2BL
1			33	53	5			
2			30	48	0			
3			27	50	0			
4			28	46	0			
5			25	47	0			
6			24	45	0			
7			26	42	0			
8			23	44	0			
9			22	43	0			

Pos	Name	Total (to count)	R1			R2		R3	
			H	F	BL	H	F	H	F
1		91	33	53	5				
2		78	30	48	0				
3		77	27	50	0				

We have also added a tick box to allow you to choose whether to show the driver number on the championship table.

Improvements to unassigning a kart

If, during a session, a kart needs to be unassigned, you now get the option as to whether you want to leave the existing laps assigned to that driver, and just return the kart to the pool, or whether to unassign all laps competed (usually when the kart has been assigned to the wrong competitor, and you want to move the laps over to another competitor). You are now also required to confirm the action before the kart is unassigned.

Edit Competitor

Name
Jensen Davies

Kart type
Junior Heavy

☒ Remove from session

Lap adjustment
0

Kart
J7

☒ Unassign

Confirm unassign

☐ Unassign Laps ☒ Confirm ☐ Cancel

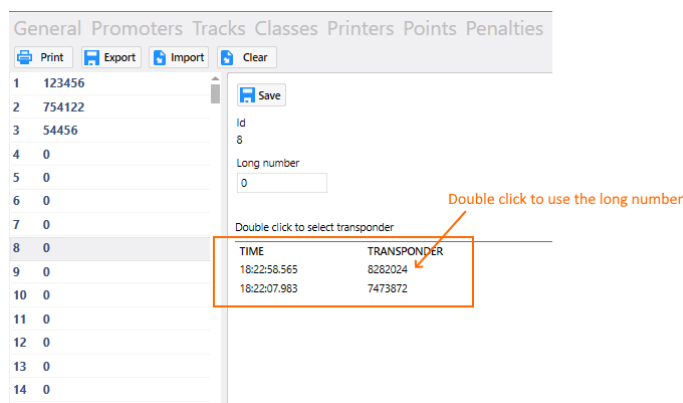
Change to kart

Transponder settings improvements

We have made a couple of changes to the Transponder settings screen.

Firstly, there is now the option to clear all transponder long numbers. We strongly recommend you backup your existing settings using the export feature before clearing all numbers in case you find you need some of them in the future.

Secondly there is now a section on the screen that shows transponders as they are run over the loop. This allows you to allocate a long number by passing it over a loop then double clicking the entry in the list without having to type the long number in.



Fixes

- Check for duplicate transponders when importing transponder file in settings Transponders screen.
- Fix issue where eflag was showing a red flag when false starting a red flag restart
- If the track is changed on the Event details screen, then all sessions assigned to the original track will be changed to use the newly selected track.

Release 3.2.22304.1410

New eflag notifications

Two new eflag warning flags have been added. To enable them go to settings the displays and tick the relevant entries in the list of notifications:

- No Bumping
- OTY Warning

Improvements to TV live timing screen

The live timing TV page has been improved to be more similar to the web based live timing screen. Two new options have been added to the playlist settings for the live timing screen:

- Show information panel – if ticked the info panel will be added to the right of the screen showing best lap and sector information
- Show messages panel – if ticked a messages panel will be added on the right showing race start and end information as well as any warnings shown on the eflag display.

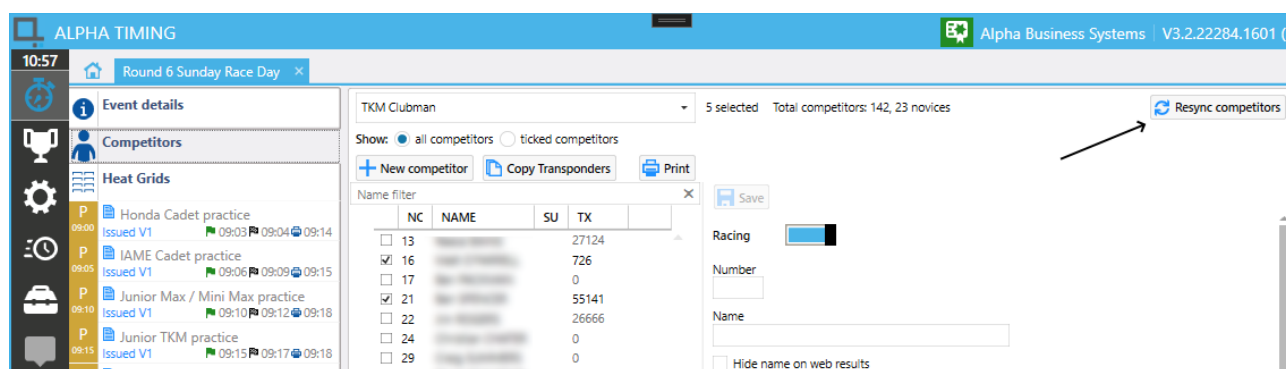
Fixes

- Fix issue with the race ending rather than showing "last lap" after a red flag restart.
- Improve performance of best lap times TV screen as, under some configurations, it was causing a slowdown in the timing application.

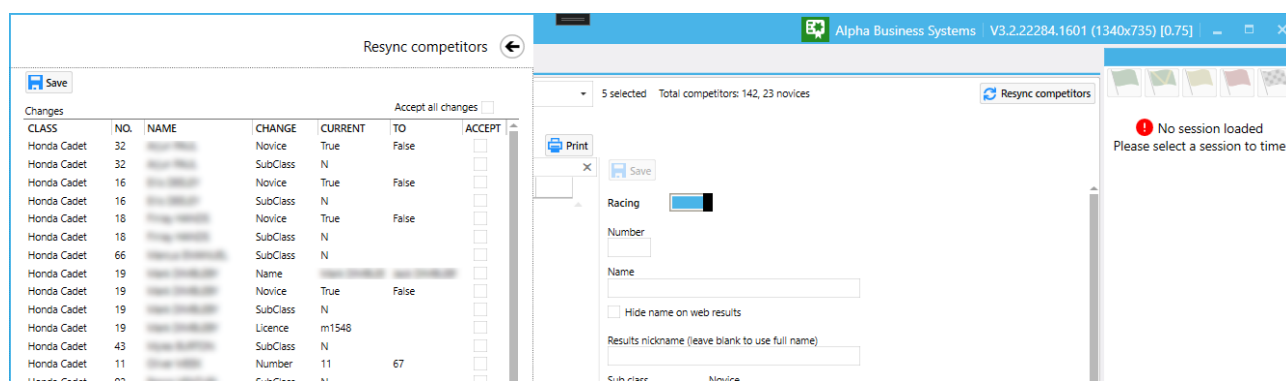
Release 3.2.22287.2003

Resync competitors

If an event has been imported from the Club management software (OMS), you will now see a button on the competitors screen to resync competitor changes made on the OMS. This will allow an event to be set up in advance with any late entries or transponder changes being applied before racing starts. NOTE: we don't currently support resynchronizing grids, so if you import the event early and using random heat grids, you will need to generate the grids in the timing using the heat grids screen NOT on the OMS.



Clicking the "Resync Competitors" button will find any changes made to the competitors since the event was imported, or last synchronized. Any changes will be shown in a panel on the left. Each change is shown separately, so you may see more than one line per competitor



Each change has a tick box next to it to allow you to accept the change (there is also a box at the top of the screen to accept all changes).

Once you have reviewed and accepted the changes you want to apply, click the Save button to update the competitors.

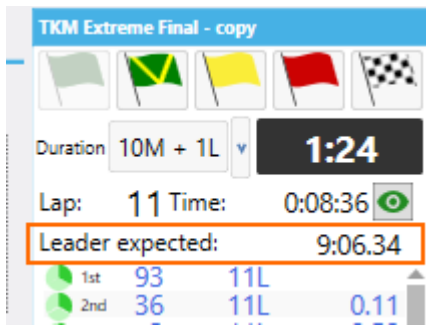
Changes to time + lap functionality

The Time + lap functionality has been changed to allow any number of laps to be run once the time has elapsed. If +1 lap is selected, then the functionality will be unchanged but if more than one lap is selected, once the timer reaches zero, the lap display will switch to show the number of laps remaining. Note: if the

duration is set to time + 2 laps, once the click reaches zero, the timer will show 3 LAPS, then once the leader crosses the line it will change to 2 LAPS and so on until the end of the race.

Leader expected time now shown on timing control panel

For races, the time the leader is next expected is now shown below the race time. This makes it easier to see if the next lap will be the last lap without having to calculate the times manually.



Fixes

- Fix issue generating grids where all competitors are late entries
- Fix issue where it was not possible to edit a passing on the details screen if the passing is a photocell passing with no matching transponder
- If a multi-day event is changed to a single day event, it was not possible to change the day of the sessions that fell on the second day. The day selection will now always be shown for all sessions that are not on the same day as the event.
- Fix issue adding new competitors on the reception web screen
- Fixed display of notes containing line breaks in the garage web screen.
- Fixed issue where the championship round number was missing from sessions created in the heat grids screen (e.g. if an event was set for 3 heats, but when the grids were generated a 4th heat was required).

Release 3.2.22236.1103

Add manual event from reception web page

The option to add a manual event has been added to the reception web page

Filter added to competitor's screen

A new filter box has been added to the competitor's screen. Type in part of a name to filter the list of competitors

Cadet Rd 4 & Junior Rd 5 - PFI

Event details

Competitors

Heat Grids

Super Cadet Group 1 Practice
Issued V1 09:30 09:31 09:43 10:32

Junior SLW Group 1 Practice
Issued V1 09:43 09:44 09:56 09:58

Super Cadet Group 2 Practice
Issued V1 09:56 09:58 10:10 10:11

Junior SLW Group 2 Practice
Issued V1 10:09 10:11 10:23 10:25

Junior Super Lightweight

Show: ☒ all competitors ☐ ticked competitors

+ New competitor Allocate Txps Print

off

NC	NAME	SU	TX
<input type="checkbox"/>			
<input checked="" type="checkbox"/>			
<input checked="" type="checkbox"/>			

Racing

Number

Name

Hide

Delete competitor

It is now possible to delete a competitor, provided they have not taken part in any sessions. A delete button will be shown when clicking on a competitor if they can be deleted.

Save Delete

Racing

Number
999

Name
Mickey Mouse

☐ Hide name on web results

Results nickname (leave blank to use full name)

Add optional text and image to be printed on competitor results report

We have added two new options on promoter settings to allow text and an image to be added to the competitor results report. This can be used to add promotions etc to the report

REPORT SETTINGS

Report header image (2160px x 450px)
C100Header.jpg Add image

Report footer image (1755px x 108px)
C100Footer.jpg Add image

Header height (in cm). Use when printing on headed paper
1

Message to print on Competitor Result Report
Get 5% off your next event when booking online using promotion code NEXT15

Image to show on Competitor Result Report
15PC off promotion.png Add image

Number of records to print on competitor result
1

☐ Disable automatic font sizing ☐ Show nationality



TV Eflag

The TV eflag handling of small screen sizes has been improved. The screen width and height settings have now also been added to the playlist settings along with options to specify whether the screen is double width and whether to display the time / running time on the right.

Fixes

- Fix issue where sometimes the last lap triggers early after a red flag restart
- Fix issue where last laps triggers early for a practice session with lap duration and race time started early
- Fix issue where single line cannot be disabled when com port is not set
- Hide driver names on live timing screen if they have specified that they do not want their name shown on public results
- Allow split by class / split by sub class to be set on the edit session screen when no grid type (e.g. random heat grids)

Release 3.2.22166.1323

New Formation report

We have added a new report to show position changes on formation laps. This shows the positions at each sector and on the S/F line. The report is available on the session Print menu.

New Penalties report

We have added a new report (accessible from the reports section of the Event Details screen) to show all driver penalties issued for the event.

Fixes

- Improve decoder IP address validation
- Prevent main computer IP address from being entered into the Master timing IP address settings box
- TV IP address is updated each time the TV connects. Previously, if the TV's IP address changes only the original address would be shown making it hard to identify the TV.

Release 3.2.22144.1322

Improvements to PC discovery

We have improved the method used to detect the timing computer when running the PC as a results computer. This should resolve the issue of some PC's not being able to find the timing PC.

Fixes

- Fix issue where sessions for an event that runs past midnight are not shown on the assign karts screen
- Fix issue with incorrect sorting of championship tables with abandoned rounds
- Handle decoder IP addresses with leading zeros for a part of the IP address

Release 3.2.22112.1404

Heats are now available as a template when setting up a manual event

When creating a manual event (i.e., not importing from the booking system) the same option to create heats as when importing is now available. Whilst the number of heats required can be specified, as the number of drivers is not known at the time of event creation, only one practice session and one final will be created (when importing it's possible to configure odds/even practice and a B final if the number of drivers exceeds a set value). Any additional practice sessions and finals will need to be manually created.

New Event

Select the class order and template(s) to use

CLASSES	NAME	FORMAT	HEATS
CAD	Cadet	Heats	3
SCAD	Super Cadet	Heats	3
E60	Extreme 60	Heats	3

☐ No template
☒ Heats
☐ Testing
☐ Extreme 60
☐ Drivers only
☐ Endurance

Race events are now highlighted on home screen

Race events are now flagged as race on the home screen to make it easier to identify them when there are a mix of practice and race events booked.

Import event

18/03/22 00:00 18th March WMill Whilton Mill	19/03/22 00:00 SP60 Rd 2 Whilton Mill	19/03/22 00:00 Enduro Rd 2 Whilton Mill	19/03/22 00:00 19th March WMill - Test 2 Whilton Mill	19/03/22 00:00 19th March WMill - Test 1 Whilton Mill
20/03/22 00:00 Sprint Rd 2 Whilton Mill	20/03/22 00:00 Test LW Rd 2 Whilton Mill	20/03/22 00:00 Test HW/SHW Rd 2 Whilton Mill	26/03/22 00:00 Academy Day 1 Shenington	27/03/22 00:00 Experience Rd 1 Shenington
23/04/22 00:00 Cadet Academy 2 & Junior Rd 1 Bayford Meado...	24/04/22 00:00 Experience Rd 2 Bayford Meado...			

[Import from file](#)
[Reload](#)
[Advanced search](#)

F9 to clear yellow flag

We have added a key mapping for F9 to clear a yellow flag.

Option to toggle showing time of day on large eflag

We have added an option to turn the time of day when no session is loaded on or off on eflags. This option is required for venues that have more than one computer communicating with the eflag and there need to make sure that no messages are sent when the computer is not actively timing a session.

eFlag

Startup mode
Automatic

Enabled ☒

Model
Standard

IP Address
COM4

☒ Auto last lap ☒ Override warnings, black flags etc.
☒ Auto chequered flag ☒ Override warnings, black flags etc.
☐ Auto false start ☐ Show clock when idle

Number of milliseconds to continue to show notification after driver has passed
2000

Colour for running time (only available on larger screens)
White

Option to switch eflag screen size

A new option has been added to the eflag tab in the tools section to allow the screen size of the eflag to be switched. This is useful for travelling championships that have their own eflag controller and need to adapt to different sized screens

Database Loop analysis **Eflag**

Eflag maintenance
 10.0.0.8:6854
 Ver: 1.13
 OS: Linux (4.4.34-v7+)

[Restart](#)

[Download log files](#)

Address
10.0.0.8
 Eflag operating system
Linux (4.4.34-v7+)
 Current version
1.13
 Version to install
1.13
 Display size
96x96

[Install update](#)

Fixes

- Improve error handling on generate grids screen to make it easier to diagnose issues
- Prevent more than one session from being selected for session result grid type.
- When coping a session for a multi-day event, the start time validation previously prevented a time earlier than the current time even if the session was for a future date.

Release 3.2.22089.1344

Improvements to eflag

When running a double width eflag, the time of day will now be shown when no session is running, and you can also choose the text colour for time / race time in eflag settings

Fixes

- Fix issue generating grids when repechage session is set incorrectly.
- Improve tab titles in browser window for admin site pages

Release 3.2.22075.1325

Improvements to cancelling chequered flag

When a session is automatically chequered flagged, and the cancel button is clicked, sometimes it would get into a loop of re-enabling the chequered flag. This has been corrected, and now if cancel is clicked the session will now have to be manually ended by clicking the chequered flag button.

Change session time from assign karts page

It is now possible to change the session duration from the assign karts page by double clicking or double tapping the current duration

Merge breakdown now shows position

The merge breakdown for points-based merges now also includes the drivers finishing position to make it easier to diagnose points issues

Clear kart allocations for TX Map events

It is now possible to clear kart allocations for sessions using a transponder map

Support for 512 x 260 eflag

We have added support for 152 x 260 pixel size eflag screen

Bug fixes

- Fix issue printing full page heat grids
- Notes box on garage page is now limited in height with scroll bars
- Fix issue with generate grids buttons on merge screen sometimes showing incorrectly
- Fix issue where [grid] points were including unallocated transponders therefore coming up with values that were too high
- Fix issue deleting a session that was used for the grid of another session

Release 3.2.22018.1412

Garage changes

- Added ability to edit service items through garage web app
- Added ability to update safety checks in garage web app
- New kart details report

Add ability to have half points

Previously only whole points were supported, but it is now possible to add a decimal part to points, so for example you can award 4.5 points.

Fixes

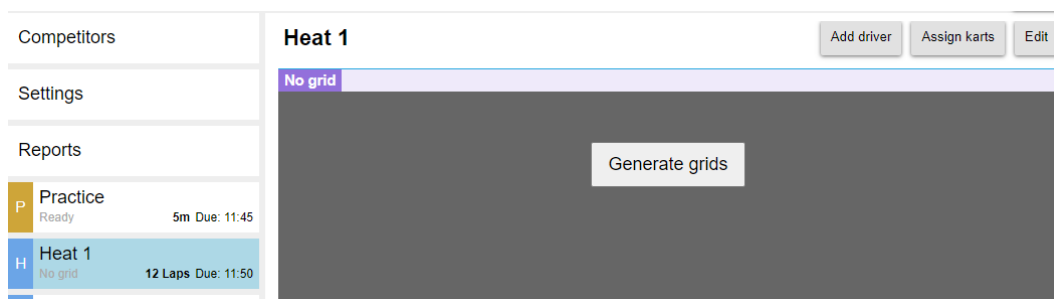
- Fixed issue with missing sessions on assign kart screen when event runs past midnight
- Ensure sessions are in correct running order on assign kart screen session selection
- Ensure lap chart order matches final result order when a tie on race time

Release 3.2.21316.1552

Improvements to timing reception web page

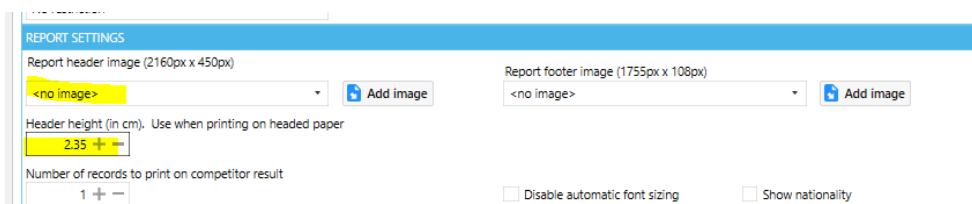
Some new features have been added to the timing reception page ([http://\[timingpc\]:8081/reception](http://[timingpc]:8081/reception)):

- Event settings – a new option has been added to view / amend event settings, including:
 - Event name
 - Online results settings
 - Ability to manually upload to results site
- Reports – you can now print event reports
 - Driver list
 - Session results
 - Competitor results
 - Best laptimes
- Ability to generate heat grids – if the event is configured for random heat grids, you will now see the generate grids button when clicking on one of the heats, allowing the grids to be generated from the reception web page



Report header size

A new option has been added in promoter settings to allow the header height to be set. This can be used when printing on headed paper where you don't want a header image to be printed, and you want the page content to start below the pre-printer header



Improved integration with AMS

We have made some improvements to the integration with the AMS, especially around handling drivers removed from a session on the AMS reception screen not always being removed in the timing.

Fixes

- Fixed layout of add/edit merge screen on low resolution screens
- Excessively long sector times are no longer used to adjust estimated lap time (which is used on the live timing tracker and to determine when to display the last lap message)
- Fix issue importing competitors from file when the file does not contain unique competitor ids.

Release 3.2.21256.1300

New options to sync grids and kart assignments between sessions

Two new options have been added to sync a session's grids with that of another session. Another option allows the same but for kart assignments. This can be used where, for example, you want to sync practice grids with the first heats for an event, or where the drivers stay in the same karts for practice and their first race but then change karts. These options can be set from the event templates and are also available when creating or editing a session in the expandable advanced section at the bottom.

Option to show a nickname, or hide a driver on on-line results

Two new options have been added to the competitor's screen:

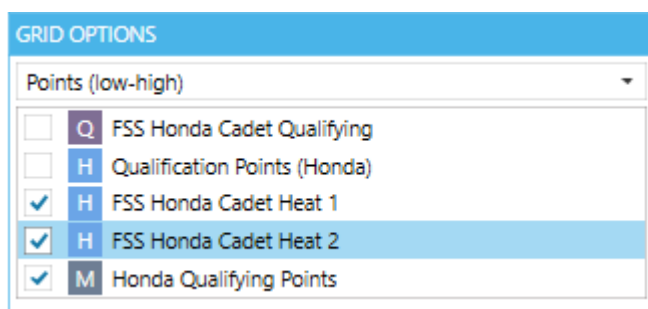
- Hide name on web results – this will blank out the driver's name on the results website and omit the driver from on-line leaderboards in the AMS.
- Results nickname – an alternate name to show on the on-line results and leaderboards if the driver wants to be shown but doesn't want their full name to be shown on-line.

New promoter option to configure if late entries should be put on back of generated grids

A new option has been added on the promoter settings screen to control whether late entries are put to the back of the grid when generating heat grids

Points from merges can now be used for grid generation

It is now possible to select merges as well as sessions when basing a grid on heat or championship points. Previously only sessions were shown in the selection box, but merges are now shown too. The session type is now also shown in the selection box.



GRID OPTIONS	
Points (low-high) ▼	
<input type="checkbox"/>	Q FSS Honda Cadet Qualifying
<input type="checkbox"/>	H Qualification Points (Honda)
<input checked="" type="checkbox"/>	H FSS Honda Cadet Heat 1
<input checked="" type="checkbox"/>	H FSS Honda Cadet Heat 2
<input checked="" type="checkbox"/>	M Honda Qualifying Points

Add support for Transponder map on Grand Prix events

The grand prix event module now supports using the transponder map to allocate karts

Add results nickname for driver

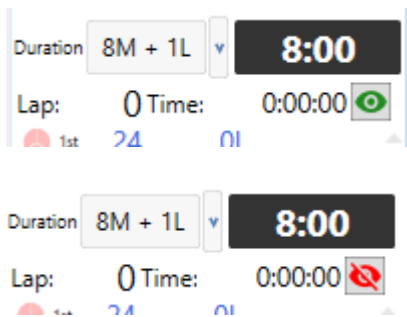
A new entry field has been on the competitor screen to allow a nickname to be added, which will be shown on the on-line results and live timing in place of the driver's full name. If left blank the drivers full name will be used.

New TV screen for Eflag

It is now possible to configure the software to use a standard TV as an eflag display. We recommend that this is only used for indoor venues as a TV screen probably won't be bright enough to be visible for outdoor venues. Please get in touch with our support team (support@alphatiming.co.uk) for more information

New button to toggle race time on live timing and TV screens

A new button has been added to the timing controls to allow the race time to be hidden on the live timing and TV screens. When green the time is visible, and when red it's hidden.



Bug fixes

- Fixed issue generating heat grids when all drivers were novices
- Fix issue where next button was hidden when setting up an event with a lot of classes
- Fix issue with best lap points being awarded to driver with zero best laptime
- Add scroll bars to event details screen as not all options were visible on laptop with small screen
- Fix issue with incorrect passings status shown on info screen when passings received from decoder out of sequence.

Release 3.2.21159.1552

New Pitstops report

A new report has been added to list all pit stops made during a session along with run times between stops.

Grand Prix event templates now support practice sessions

The Grand Prix event template now allows for practice sessions to be specified.

Finals calculation type added to Grand Prix event template

It is now possible to specify whether Grand Prix finals are calculated from just the points from the heats, or a competitors overall score up to that point in the event.

Link import to template

Template name can not be supplied when importing an event to simplify event setup.

Delete events from reception screen

It is now possible to delete imported events that have not yet been started from the timing reception screen

Time range for kart usage

The garage screen now allows time range to be specified when showing usage history

Fixes

- Fixed issue with popup menu on passings screen disappearing when new passings are received.
- Fixed issue with split by class not being saved correctly when changed on heat grids screen.
- Improve kart selection when overlapping kart numbers across kart types.
- Restart decoder option is disabled as soon as the session has a passing.
- Fixed issue with grids containing novices exceeding max on grid setting.
- Fixed issue with best lap for manually scored competitor not showing on results.

Release 3.2.21092.934

Added 3 x 3 grid format.

New grid options have been added for 3 x 3 grids

Results version, time issued, and officials added to on-line results.

The results site will now show the date and time the results for a session were issued, along with any officials that have been configured for that event. This is required for Motorsport UK events when using digital only results.

Add option to reverse to x drivers on grid.

The reverse grid tickbox has been replaced with an option to specify how many of the top drivers on the grid should be reversed. To reverse the whole grid, enter a number greater than or equal to the total maximum on the grid.

Add ability to add and archive mechanics (in garage module)

The garage settings screen now has a section to allow mechanics to be added and archived.

Fixes

- Fixed intermittent issue uploading results.
- Fixed issue generating race grids if unallocated transponders on race used to determine the grid.

Release 3.2.20251.1336

Improvements to AMS integration

- It is now possible to specify the template name in the AMS, so the correct template is automatically selected when clicking an event button
- Results are now sent to the AMS as soon as each session has completed. Lap and sector times are also now sent back to the AMS.

Clear grid for unused sessions

When re-generating grids and the number of heats required has reduced (either due to some competitors withdrawing, or the maximum number on circuit being increased), the grid for the last heat that is no longer required is now cleared.

Don't import sessions with blank duration

It is now possible clear a session's duration on the second import screen to prevent that session from being created

Add random group allocation to import template

It is now possible to randomly assign competitors into practice / qualifying groups during the import

Re-load events when home page loaded

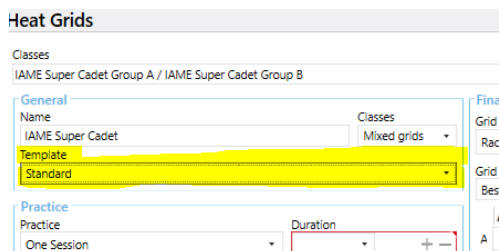
The events to import are now re-loaded each time the home page is viewed

Add multi-day support to template

A new option has been added to the template to allow multi-day events to be configured

Support for different grid templates

It is now possible to have custom grid templates. These must be placed in a separate directory withing the grid templates directory. If a custom grid template directory has been created, a new template option is added to the heat grids screen.



The screenshot shows the 'Heat Grids' form. It has a 'Classes' dropdown menu with 'IAME Super Cadet Group A / IAME Super Cadet Group B' selected. Below this is a 'General' section with a 'Name' field containing 'IAME Super Cadet' and a 'Classes' dropdown menu with 'Mixed grids' selected. A 'Template' dropdown menu is highlighted in yellow, showing 'Standard' as the selected option. To the right of the 'General' section is a 'Practice' section with a 'Practice' dropdown menu set to 'One Session' and a 'Duration' field with a red border and a '+' button. On the far right, there is a vertical sidebar with buttons for 'Grid', 'Rac', 'Grid', 'Bes', and 'A'.

Added support for Lap Snapper decoder

We have added support for the Lap Snapper timing hardware.

Release 3.2.20182.806

Make it easier to switch between hire kart and owner driver events

The event details screen has been re-arranged to make sure the option to switch between hire and owner driver karts more easily accessible.

Add option to change colours on session timer TV screen

Two new options, background colour and text colour have been added to the session timer TV screen. These are available on the relevant playlist screen, and can also be set when using the old screen urls by adding parameters bc=#rrggbb and tc=#rrggbb bc being background colour in hexadecimal rgb and tc being text colour in hexadecimal rgb.

Fixes

Fixed issue with events for owner driver karts sometimes being incorrectly flagged as a rental karting event.

Release 3.2.20176.846

Improvements to booking integration

Integration with Alpha Flow has been improved to allow for multiple events per booking

Fixes

Fixed issue with incorrect class, and missing championship round option when creating event a non-imported event using a template button on home page

Release 3.2.20147.1803

New TV module

A new module has been added to make it much easier to set up TV screens. Rather than each TV being set to show a specific page, what is shown on the TV is now controlled from the timing PC. Please email us at info@alphatiming.co.uk if you require a user guide for this feature.

Sync clocks when using multiple MyLaps TranX decoders

Older MyLaps decoders have an issue obtaining the correct GPS time, so a new option has been added to allow the timing to sync the times from each decoder to allow sector times to be calculated correctly, even if the GPS time has not been obtained correctly. To enable, tick the new tickbox on the decoder settings page.

Mark kart out of service

It is now possible to mark a kart as out of service in the maintenance section. This will remove it from the selections on the timing screen until it has been put back into service.

Best laptimes screen now only shows one entry per driver

Previously, the best laptimes screen could show more than one entry for a driver if they had set more than one of the best laps. This has now been changed to only show each driver's best laptime.

Added load competitors button to simulator

A new button has been added to the simulator to load all competitors for the current session. This makes it easier to run races as you no longer have to manually select the relevant transponders

Fixes

- Fix error applying delete best lap penalty when driver completed less than 3 laps
- Fix error adding manual scores to empty championship table
- Better messaging when failed to check licence due to no internet connection

Release 3.2.19315.1430

New place penalty option, Classify before non finishers

A new option has been added to the place penalty mode setting on the edit promoter screen, classify before non-finishers. This will ensure that any driver who is given a place penalty will be places above any non-finishers.

Grid calculation report now handles more qualifying sessions

The grid qualification report now switches to landscape mode when there are a lot of qualifying sessions

Improvements to unmatched photocell passing assignment

The improvements to assigning a transponder (separating exactly matching driver numbers from similar matches) has now been applied to the assign photocell passing screen

Remove class prefix when creating an event for a single class

When creating an event using a template, the session names are prefixed with the class name. This is useful when there are multiple classes, but it doesn't make sense where there is only one class, so has been removed in this case.

Edit qualification text on grid screen

It is now possible to edit the qualification text when double clicking a driver on the grid screen

Backup improvements

The backup functionality in the tools module now zips the backup and also includes report and signature images. This makes the backup much more useful as now restoring a backup will create a ready-to-run environment.

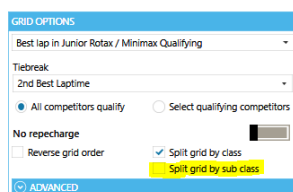
Fixes

- Fixed issue when running pre-assigned karts where the kart was unassigned when the driver name was changed
- Fixed issue where competitors changed to not eligible for championship points were not removed from championship table
- Ensure race end is shown on LED screen and eflag when chequered flag is clicked to manually end a session early
- Remove ignored laps and laptimes from competitor result report
- Fixed issue where final duration and grid type were re-set to default values when re-generating grids in heat grids screen
- Fix bug in championship table order when bonus points are applied.

Release 3.2.19240.1705

New option to split grid by sub class

A new option is available on a session to split the grid by sub class.



GRID OPTIONS

Best lap in Junior Rotax / Minimax Qualifying

Tiebreak

2nd Best Laptime

☒ All competitors qualify ☐ Select qualifying competitors

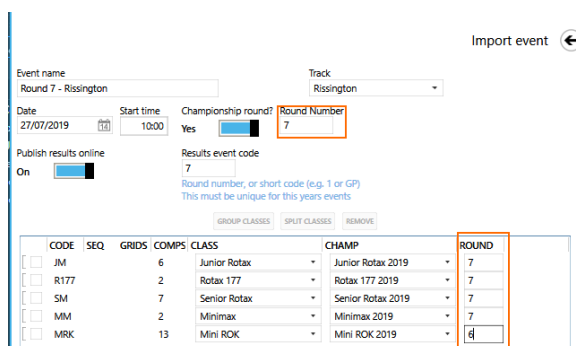
No recharge

☐ Reverse grid order ☒ Split grid by class ☒ Split grid by sub class

ADVANCED

Ability to have different championship rounds for each class

The first import screen now has the option to set the championship round per class. Initially all classes will be pre-filled with the main championship round entered at the top, but individual classes (or class groups) can be changed if required.



Import event

Event name: Round 7 - Rissington

Track: Rissington

Date: 27/07/2019 Start time: 1000

Championship round? **Round Number** 7

Publish results online: On

Results event code: 7

Round number, or short code (e.g. 1 or GP)
This must be unique for this years events

GROUP CLASSES SPLIT CLASSES REMOVE

CODE	SEQ	GRIDS	COMPS	CLASS	CHAMP	ROUND
<input type="checkbox"/> JM		6		Junior Rotax	Junior Rotax 2019	7
<input type="checkbox"/> R177		2		Rotax 177	Rotax 177 2019	7
<input type="checkbox"/> SM		7		Senior Rotax	Senior Rotax 2019	7
<input type="checkbox"/> MM		2		Minimax	Minimax 2019	7
<input type="checkbox"/> MRK		13		Mini ROK	Mini ROK 2019	7

Multi-event merge

A new merge type has been added to allow a merge to be created spanning two or more events. To create a multi-event merge click the "Add session or mere button" then select multi-event merge. Enter the merge details as usual, and select the class(es) the merge applies to. Select the sessions from the current event, then click the add event button.



Add Item

Save

Name: Multi-Event Test

Merge based on: Heat points high to low Using: Sum of all results

Count best (0 for all): 0 Tiebreaks: <select tiebreak>

1st: <select tiebreak> Apply to: All scores

2nd: <select tiebreak> All scores

3rd: <select tiebreak> All scores

Show breakdown: Full Publish as leaderboard: ☐

Heat points: ☐ Split by class

Championship points: ☐ Split by class

Groups: HC

Select sessions to merge: 24/03/2019 - Round 2 - Fulbeck

☐ Honda Cadet Practice 1

☐ Honda Cadet Practice 2

☐ Honda Cadet Qualifying

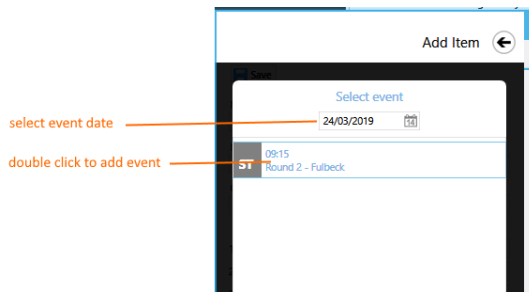
☒ Honda Cadet Final 1

☒ Honda Cadet Final 2

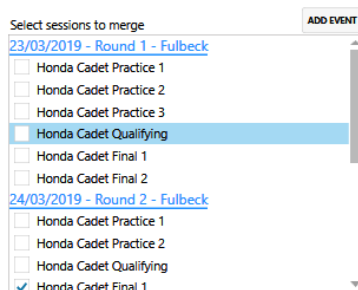
ADD EVENT

Group assignment: No groups Separate results by class: ☐ Separate results by sub class: ☐

Next you will see an event selection panel. Change the date to the date of the event to add, then double click the event to add it to the merge



You will now see the sessions for that event in the session selection box. Tick the sessions to use for the merge. Repeat for any other events as required.



The rest of the merge functionality is the same as a normal merge.

Release 3.2.19199.946

Grid versioning

Grid sheets are now versioned

Regenerate grids option

For events where pre-configured grids have been generated, there is now the option to re-generate them in the session tasks menu

Ignore lap time

A new option has been added when right clicking a lap on the overview screen to allow a lap time to be ignored, but for the actual lap to still count.

Time in pits shown on TV screen

When a competitor is in the pits, a counter is now shown on the TV screen to show the elapsed time since passing the pit entry loop. Note: this feature requires a pit entry loop. Once the competitor leaves the pits, the elapsed duration is shown in the column on the TV screen.

Auto-upload championship tables

A new option has been added to the edit championship screen to allow the championship table to be automatically uploaded when it changes.

Fixes

- Fix issue where amendment applied to competitor added to un-issued result was not always shown on result
- Fix time synchronization issue with Tranx3 decoder connection
- Improved performance of kart usage checks when loading kart maintenance screen
- B-final grid did not always print the correct order after changing number of drivers in A final
- Fix issue with a competitor incorrectly being shown as overdue when sector times are intermittent.
- Fix issue on overview screen when the lap heading was displayed incorrectly when the lap was ignored for the first competitor on that lap
- Tiebreak is no longer shown on grid sheet when the grid type does not use a tiebreak (e.g. result of race)
- Improved performance of Notifications report.

Release 3.2.19117.1648

Fixes

Fixed occasional lock-up when starting application

Release 3.2.19114.957

Eflag improvements

Notifications are now cleared when a driver enters the pits (requires pit entry loop)

Added 'Applies to' column to penalties

A new column has been added to the penalty settings screen to configure the type of session that the penalty applies to. This allows penalties that vary by session type (e.g. a penalty may delete the best laptime for qualifying but have a time penalty for a race). The options are:

- All – applies to all session types
- Race – applies only to races
- Qualifying – applies only to qualifying

Added grid calculation option to session settings panel

The add / edit session panel now allows the grid calculation option to be set for the session (previously it was only possible to set when calculating the grid). The option is available in the advanced options, and can also be set via the templating system.

Restore database option

The tools module now allows a database backup to be restored. There is also the option to retain the local decoder, display and printer settings which are used when restoring a database onto a backup computer.

Added option to show competitors nationality

It is now possible to record and show a competitors' nationality. There is an options on the promoter settings screen to enable this feature. Once enabled a nationality selection appears on the competitor screen. The nationality will be shown on results and grid reports.

Slave timing mode

A new option has been added to the general settings screen to set the ip address of a master timing computer. If entered, then the timing will follow actions performed on that computer. This can be used to run a separate copy of the timing on a backup machine (optionally connected to a different decoder). In order for this to work correctly, a backup from the main timing computer must be restored, and the same event must be open on both computers. Please contact Alpha Timing for more details.

Option to show only complete laps on timing overview screen

The previous release added a feature to show sector passings on the overview screen. Whilst this gives a more detailed view of the session, some people find it harder to use, so a new option has been added to the general settings screen to toggle this behaviour on or off.

Show timing overview view ☐ Use as main timing view ☐ Update on Sectors ☐

Option to start/restart Tag Heuer/Chronolec decoders

For customers running Tag Heuer/Chronolec decoders it is now possible to right click the decoder in the bottom left hand corner of the screen and start or restart the decoder. The restart decoder option now also shows when starting timing for the first session of an event.

Added championship session type

A new option has been added to the add / edit session panel advanced options to set the championship session type. The championship tables allow recording individual scores for heats, pre-finals and finals, but under some circumstances other session types need to be treated as for example a heat. One example is where different championship rounds use different event formats, some rounds using heats and finals and others using timed qualifying. Using this new option allows the sessions to be treated consistently across all rounds with timed qualifying and pre-final acting the same as a heat on the championship table.

Import changes

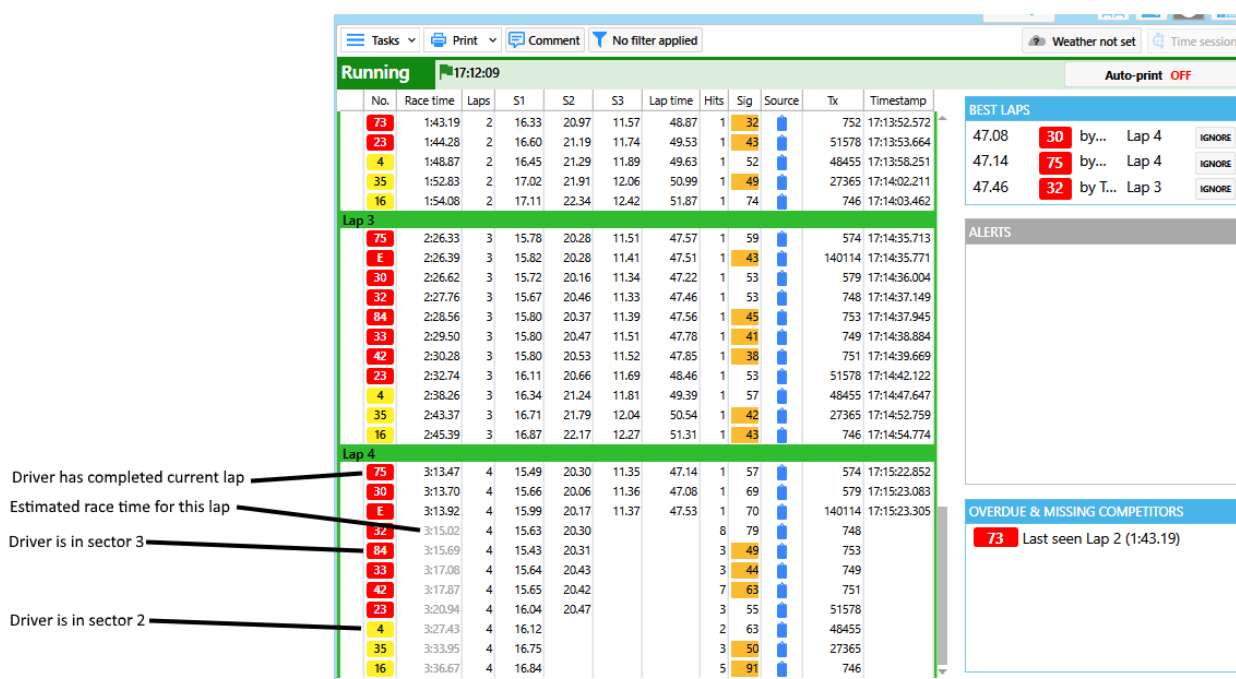
The import process has now been changed so that if the duration of a session is left blank, that session will not be created.

Fixes

- Fixed occasional crash when repeatedly printing heat grids from the event details screen
- Fixed occasional slowness when connecting to a Tag Heuer/Chronolec decoder via serial connection
- Fixed issue with penalties being applied in incorrect order when mixing place and place in class penalties

Improvements to timing overview screen

The way the laps are shown on the timing overview screen have changed. In version 3.1, only complete laps were shown, whereas now the current (incomplete) lap is also shown, as soon as the lead driver has crossed the first sector line. This both makes it easier to see which sector a driver is in, and also due to the estimated time the driver will next cross the line being shown, it is easier to work out if the last lap board or chequered flag should be shown for timed races. Estimated race times are shown in grey and are updated each sector. Complete laps are shown in black. The hits and signal update each sector so you can see the performance of all loops.



The screenshot shows a timing overview screen with a table of race data. The table has columns: No., Race time, Laps, S1, S2, S3, Lap time, Hits, Sig, Source, Tx, and Timestamp. The data is organized by lap, with Lap 3 and Lap 4 highlighted in green. Annotations with arrows point to specific rows in the table:

- Driver has completed current lap: points to the row for driver 75 in Lap 4.
- Estimated race time for this lap: points to the row for driver 30 in Lap 4.
- Driver is in sector 3: points to the row for driver 32 in Lap 4.
- Driver is in sector 2: points to the row for driver 4 in Lap 4.

On the right side of the screen, there are sections for 'BEST LAPS' and 'OVERDUE & MISSING COMPETITORS'. The 'BEST LAPS' section shows a list of drivers and their lap times. The 'OVERDUE & MISSING COMPETITORS' section shows a list of drivers who have not completed a lap yet.

Safety light integration

We have integrated with both the mimicbox and Pixel safety light systems – please contact us for more information

Simulator

A new simulator tool has been developed to simplify training. Please contact us for more details

Report changes

- Lap number and race time added to notifications report
- Merge result report now changes to landscape when too many rounds to fit in portrait format
- A new option has also been added to merges to allow a compact view to be printed. The full view shows all races; even if not all competitors compete in all races (e.g. 12 heats with each driver competing in 4 will show all 12 races with blank scores in the heats the driver did not compete in. Compact view will show just enough columns to show all scores, so in the above example only four columns would be shown.
- The event schedule report now shows the day of each session for multi-day events

Auto-hold results

A new option has been added on the promoter settings screen to automatically put each race on hold as soon as it has finished.

Classification rules

The 'All competitors classified' setting on the promoter settings screen has been replaced with a more comprehensive selection. There are now four options;

- All starters – all competitors who take the start will be classified as a finisher
- Minimum number of laps – A driver will be classified as a finisher if they have completed the specified number of laps
- % of winner's distance – A driver will be classified as a finisher if they have completed the specified percentage of the winners laps
- % of winner's time – A driver will be classified as a finisher if they have completed the specified percentage of the winner's race time.

Ineligible for points

Two new tick boxes have been added to the competitors screen to mark that the competitor is not eligible to score heat or championship points. This setting applied to all races. If a driver is ineligible only in a specific race this can be set by double clicking the driver on the race screen.

External ID

19851

☐ Ineligible for championship points

☐ Ineligible for heat points

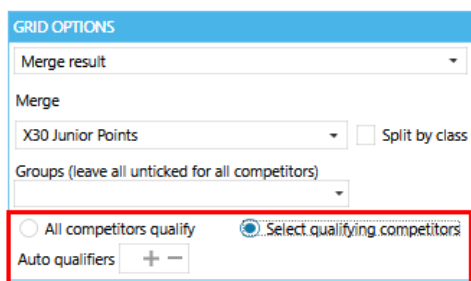
Merge competitor

Eflag changes

- If a session has mixed classes and more than one driver has the same number, the number shown on the eflag will be shown in the correct colour for each class. This allows the drivers to identify who the message is intended for.
- Back and mechanical flags will immediately override all other driver messages.
- Track position is now taken into account when calculating the order in which to display messages, meaning that messages are generally shown more quickly.

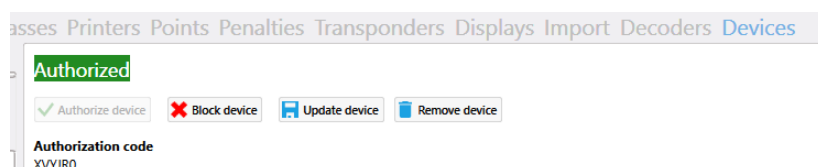
Maximum competitors for merge based grids

Where the grids for a session are based on a merge, previously it was not possible to set a maximum number of drivers to be added to a session. A new option has been added to allow this to be set.



Delete authorised device

A new option has been added to delete a device



Event breaks

Event breaks (e.g. lunch) can now be added. This will show at the bottom of the live timing screen. We are planning further enhancements to the live timing screen to make breaks more prominent and to allow alert messages to also be shown.

Decoders

We have upgraded MyLaps X2 decoder connection to support V4 decoders. If you are using MyLaps X2 decoders please contact us to arrange for the decoders to be upgraded to V4. Note: The timing will still connect to a V3 decoder, but functionality is limited.

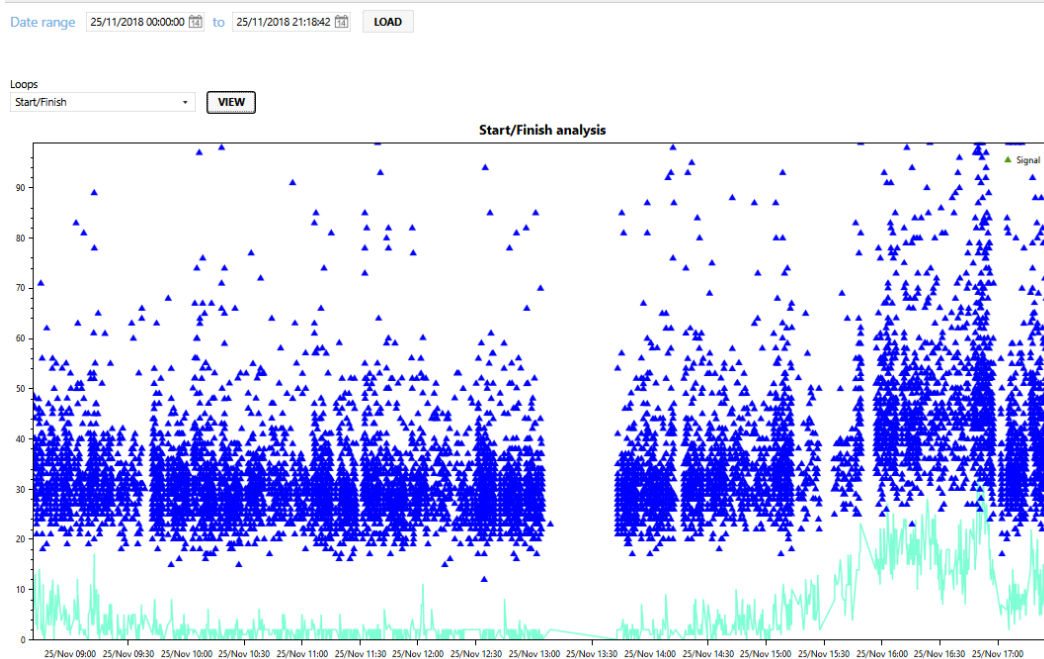
A new option has also been added for TAG/Chronolec decoders to disable acknowledgement of passings.

Note: this setting must only be used on a second backup computer connected to your main decoder. If this setting is ticked on the main computer you will not receive laps!

Tools module

The tasks module has been re-named tools and has a new icon .

The existing backup and eflag options are now tabs within the module, and a new tab has been added to help analyse loop performance. Clicking 'loop analysis' will show the following screen:



Select a date range, and click Load. Next select the loop you want to view data for and click view. The cyan line is the loop noise (Note: for TAG/Chronolec systems, the noise is only available for loops connected to the main decoder, not on remote decoders). The triangles are transponder passings and are coloured as follows:

- Blue: tag/Chronolec transponder
- Yellow: MyLaps Tranx transponder (or any mylaps transponder if using a tranx decoder)
- Grey: MyLaps X2 transponder (only available when using MyLaps X2 decoders)
- Orange: Transponder signal is low (i.e. too close to loop noise) If many passings are orange it indicates an issue with the loop.

The mouse wheel can be used to zoom. The chart can also be scrolled by holding down the right mouse button.

Hovering over a data point will give you more information on that passing.

New TV screens

A number of new TV screens have been added to (accessible using <http://timingPC:8080/screen-name>) where timingPC is the name or IP address of the timing computer and screen-name is:

/live	the timing screen for the current live race
/previous	the result of the previous race
/next	the grid for the next race
/besttimes?from=x months 3m)	the best laptimes for the previous x days (x can be days e.g. 2d, weeks 1w or months 3m)
/pitstops	the best and last pitstop times for all drivers/teams
/counter	Lap/time countdown
/leaderboard	This shows the current leaderboard merge.

A large number of new options have also been added to the scoreboard configuration – please contact us for more details

Fixes

- Merges based on best laptime showed the incorrect position for drivers excluded from qualifying
- Team merges showed teams with no name. These have now been removed from the results
- In some circumstances photocell passings were incorrectly processed leading to issues with the live results
- Fixed issue where some competitors could have a zero best laptime when restarting a red flagged qualifying session